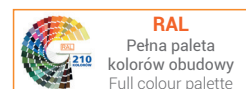
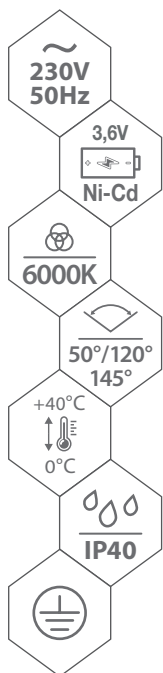



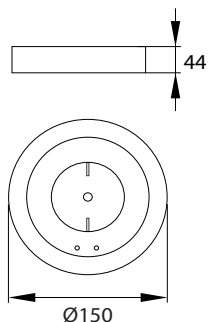
SKL SKALER - R

EMERGENCY LUMINAIRE
NOTLEUCHTE

MATERIAL ► PC
MATERIAL ► PC
MATERIAL ► PC




SYSTEM AUTOTESTU



145°/55° SC - soczewka korytarzowa



50° SO - soczewka skupiająca



120° SX - bez soczewki



obudowa wykonana z poliwęglanu



Świadectwo dopuszczenia nr 3856/2019



kod

C91-SKL-R-3SC-AT1H-CNBOP
C91-SKL-R-3SC-AT2H-CNBOP
C91-SKL-R-3SC-AT3H-CNBOP
C91-SKL-R-3SC-AW1H-CNBOP
C91-SKL-R-3SO-AT1H-CNBOP
C91-SKL-R-3SO-AT2H-CNBOP
C91-SKL-R-3SO-AT3H-CNBOP
C91-SKL-R-3SO-AW1H-CNBOP
C91-SKL-R-3SX-AT1H-CNBOP
C91-SKL-R-3SX-AT2H-CNBOP
C91-SKL-R-3SX-AT3H-CNBOP
C91-SKL-R-3SX-AW1H-CNBOP



EAN

5900280978806
5900280978745
5900280939579
5900280978868
5900280978820
5900280978769
5900280939586
5900280978882
5900280978813
5900280978752
5900280939593
5900280978875



typ soczewki

SC
SC
SC
SC
SO
SO
SO
SO
SX
SX
SX
SX



moc [W]

3
3
3
3
3
3
3
3
3
3
3
3



typ / czas pracy

autotest / 1h
autotest / 2h
autotest / 3h
test ręczny / 1h
autotest / 1h
autotest / 2h
autotest / 3h
test ręczny / 1h
autotest / 1h
autotest / 2h
autotest / 3h
test ręczny / 1h