

# OPRAWA DOWNLIGHT LED



DOWNLIGHT FITTING  
DOWNLIGHT-LED-LEUCHTEN

DLW WALED

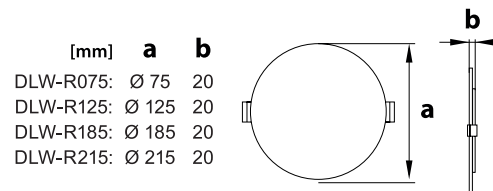
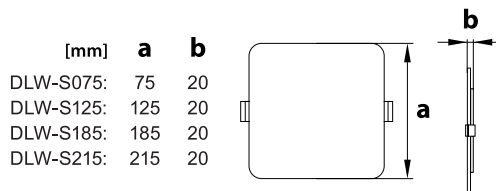
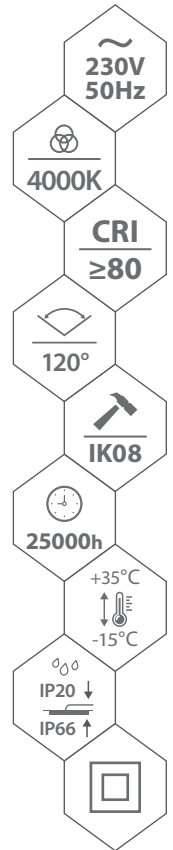
MATERIAL ► tworzywo sztuczne  
MATERIAL ► plastic  
MATERIAL ► kunststof



DLW-R050



DLW-S185



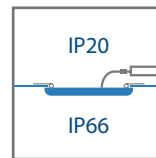
zewnętrzny zasilacz w komplecie



mocowanie podtynkowe za pomocą uchwytów



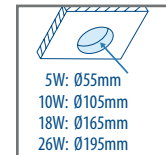
radiator z tyłu obudowy



stopień szczelności



certyfiikat PZH



średnice otworów montażowych



kod

C70-DLW-R075-050-4K-WH  
C70-DLW-R125-100-4K-WH  
C70-DLW-R185-180-4K-WH  
C70-DLW-R215-260-4K-WH  
C70-DLW-S075-050-4K-WH  
C70-DLW-S125-100-4K-WH  
C70-DLW-S185-180-4K-WH  
C70-DLW-S215-260-4K-WH



EAN

5900280932143  
5900280932150  
5900280932167  
5900280932174  
5900280932181  
5900280932198  
5900280932204  
5900280932211



opakowanie

1/40  
1/40  
1/20  
1/20  
1/40  
1/40  
1/20  
1/20



barwa światła [K]

4000  
4000  
4000  
4000  
4000  
4000  
4000  
4000



moc [W]

5  
10  
18  
26  
5  
10  
18  
26



strumień świetlny [lm]

420  
860  
1550  
2220  
420  
860  
1550  
2220