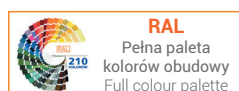


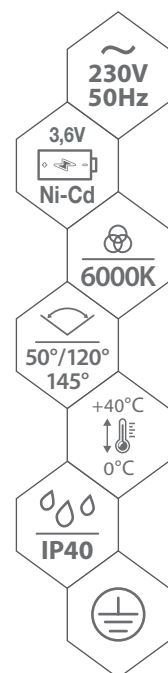
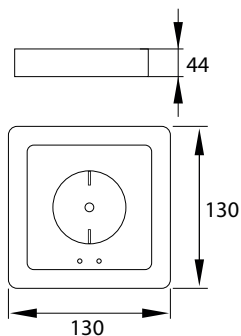
EMERGENCY LUMINAIRE
NOTLEUCHTE

SKL SKALER - S

MATERIAL ▶ PC
MATERIAL ▶ PC
MATERIAL ▶ PC




SYSTEM AUTOTESTU



145°/55° SC - soczewka korytarzowa



50° SO - soczewka skupiająca



120° SX - bez soczewki



obudowa wykonana z poliwęglanu



świadczenie dopuszczenia nr 3856/2019



kod

C91-SKL-S-3SC-AT1H-CNBOP
C91-SKL-S-3SC-AT2H-CNBOP
C91-SKL-S-3SC-AT3H-CNBOP
C91-SKL-S-3SC-AW1H-CNBOP
C91-SKL-S-3SO-AT1H-CNBOP
C91-SKL-S-3SO-AT2H-CNBOP
C91-SKL-S-3SO-AT3H-CNBOP
C91-SKL-S-3SO-AW1H-CNBOP
C91-SKL-S-3SX-AT1H-CNBOP
C91-SKL-S-3SX-AT2H-CNBOP
C91-SKL-S-3SX-AT3H-CNBOP
C91-SKL-S-3SX-AW1H-CNBOP



EAN

5900280978776
5900280978714
5900280939548
5900280978837
5900280978790
5900280978738
5900280939555
5900280978851
5900280978783
5900280978721
5900280939562
5900280978844



typ soczewki

SC
SC
SC
SC
SO
SO
SO
SO
SX
SX
SX
SX



moc [W]

3
3
3
3
3
3
3
3
3
3
3
3



typ / czas pracy

autotest / 1h
autotest / 2h
autotest / 3h
test ręczny / 1h
autotest / 1h
autotest / 2h
autotest / 3h
test ręczny / 1h
autotest / 1h
autotest / 2h
autotest / 3h
test ręczny / 1h